

# EFDC Safer Spaces Commonplace report 3 August 2020





Visit the website and have your say at <https://efdcsaferspacescovid19.commonplace.is/>

## Engagement

The **EFDC Safer Spaces during COVID-19** commonplace platform launched on the 13 June 2020. Up to 3 August there were 2,835 visitors. This has increased by 302 in the 2 week period since 20 July 2020.

Total contributions are now at 714 which is up by 15 since 20 July. The contributions are made up of 203 comments and 511 agreements. 100 people have subscribed to receive the project news by email.

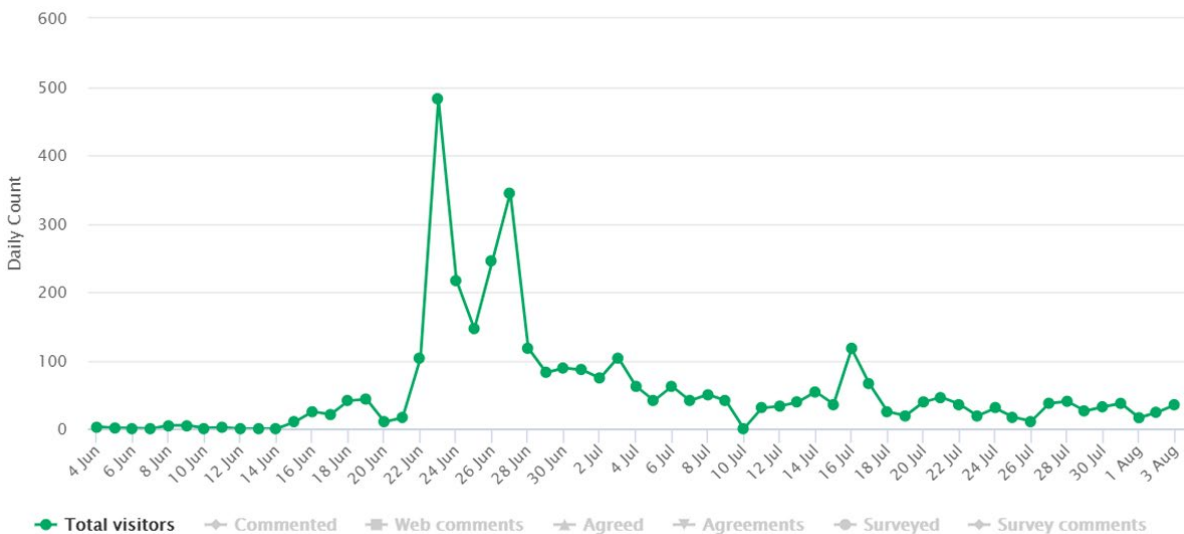
Of the 292 respondents, 178 confirmed their email address to be genuine and are public. There are 31 comments and 97 agreements from 114 unconfirmed respondents which are not public.

<p><b>2835</b></p> <p>Visitors</p>  <p><b>View visitors</b></p> <p>An individual person who visited a Commonplace website. If a person used multiple devices, they may be counted as several visitors.</p>	<p><b>714</b></p> <p>Contributions</p>  <p><b>View contributions</b></p> <p>The total number of comments and agreements by respondents to express their opinion.</p>	<p><b>292</b></p> <p>Respondents</p>  <p><b>View respondents</b></p> <p>A person who contributed to a Commonplace website by either adding a comment or an agreement.</p>	<p><b>100</b></p> <p>News subscribers</p>  <p><b>View communications</b></p> <p>People who subscribed to project updates and will receive an email notification every time news are published.</p>
---	---	---	---

The top 3 referrers are:

1. Facebook 812
2. Epping Forest District Council website 669
3. Visit Epping Forest website 339

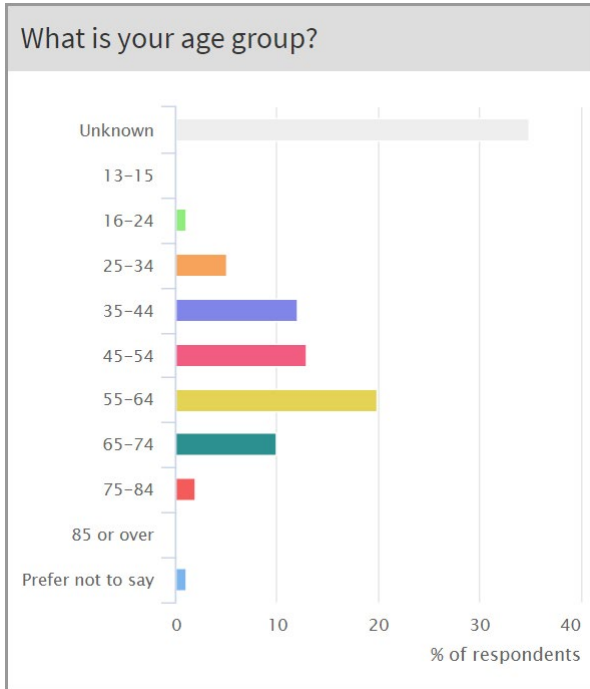
## Visitors over time



## Demographics

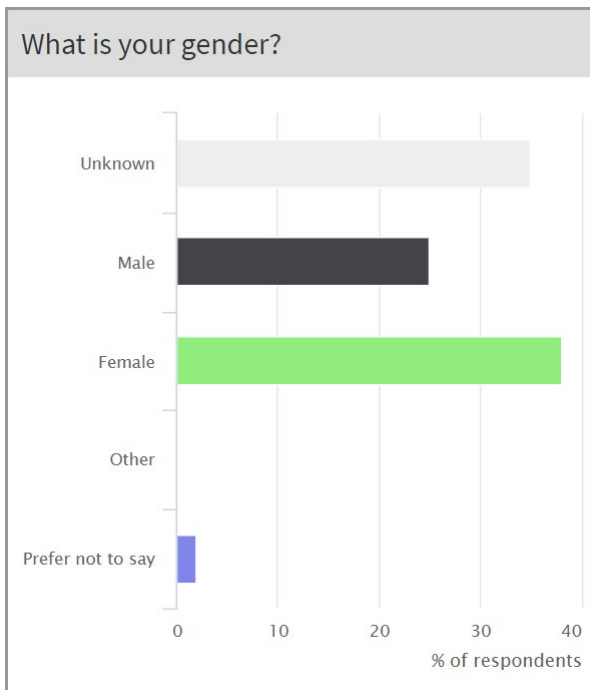
### What is your age group?

The age group most represented in comments is between 55-64 years. Only 6% of respondents are younger people below the age of 35. 35% are unknown.



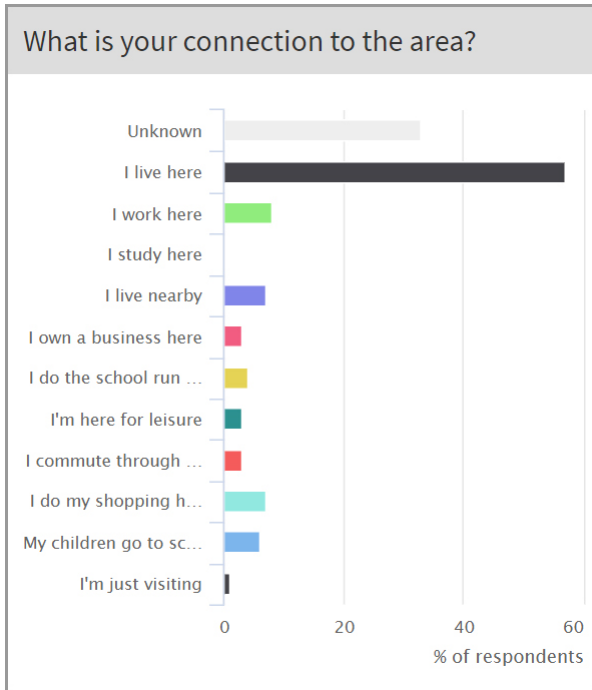
### What is your gender?

38% of respondents identified themselves as female and 25% male. 36% are unknown or prefer not to say.



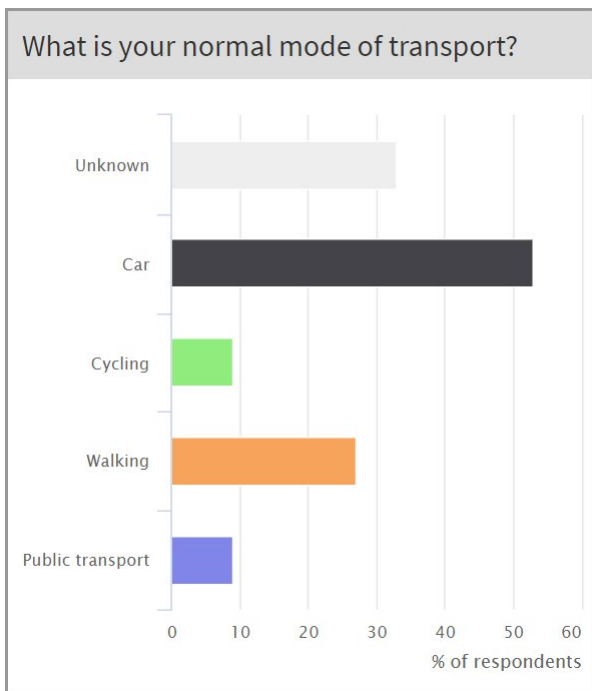
### What is your connection to the area?

57% of respondents replied 'I live here'. 33% unknown.



### What is your normal mode of transport?

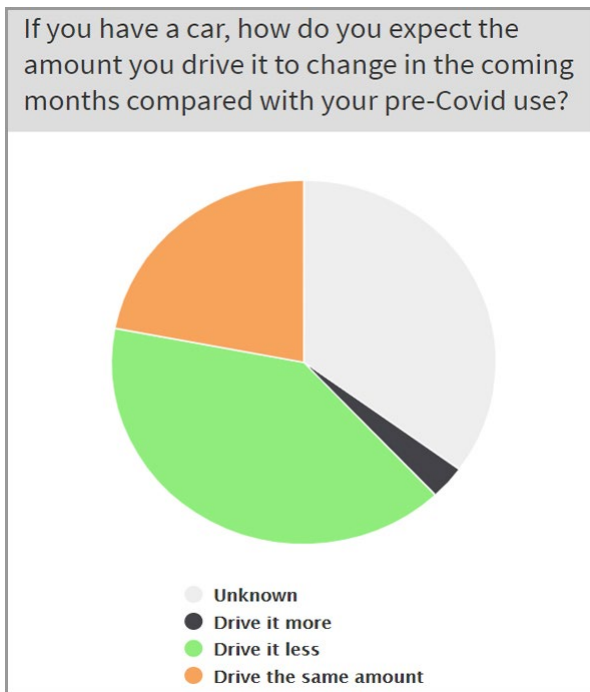
53% car, 27% walking; cycling and public transport 9%. 33% unknown.



## Transport and air quality

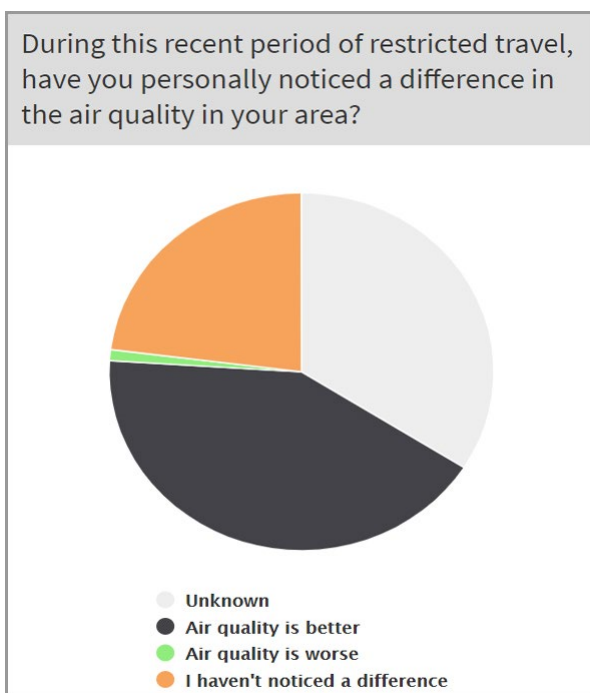
If you have a car, how do you expect the amount you drive it to change in the coming months compared with your pre-Covid use?

40% of respondents said they would drive it less. 22% said drive the same amount and 3% said they would drive it more. 35% unknown.



During this recent period of restricted travel, have you personally noticed a difference in the air quality in your area?

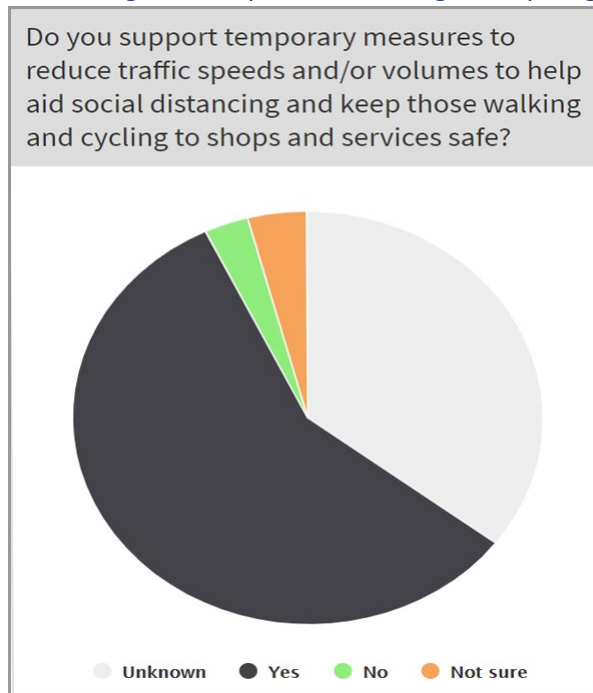
42% said air quality is better, 23% haven't noticed a difference, 1% worse. 34% unknown.



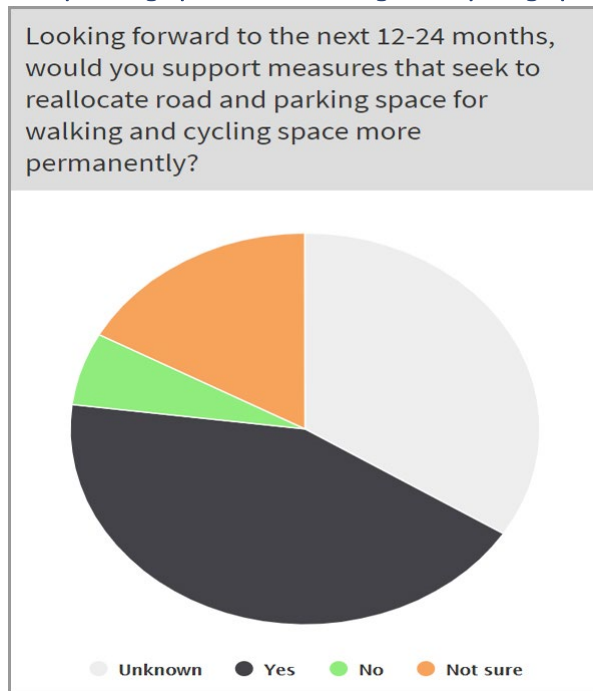
### Support for interventions and measures

58% of respondents support measures to reduce traffic speeds and volumes to help aid social distancing, with 43% noting they would support measures that seek to reallocate road and parking space for walking and cycling more permanently.

Do you support temporary measures to reduce traffic speeds and/or volumes to help aid social distancing and keep those walking and cycling to shops and services safe?



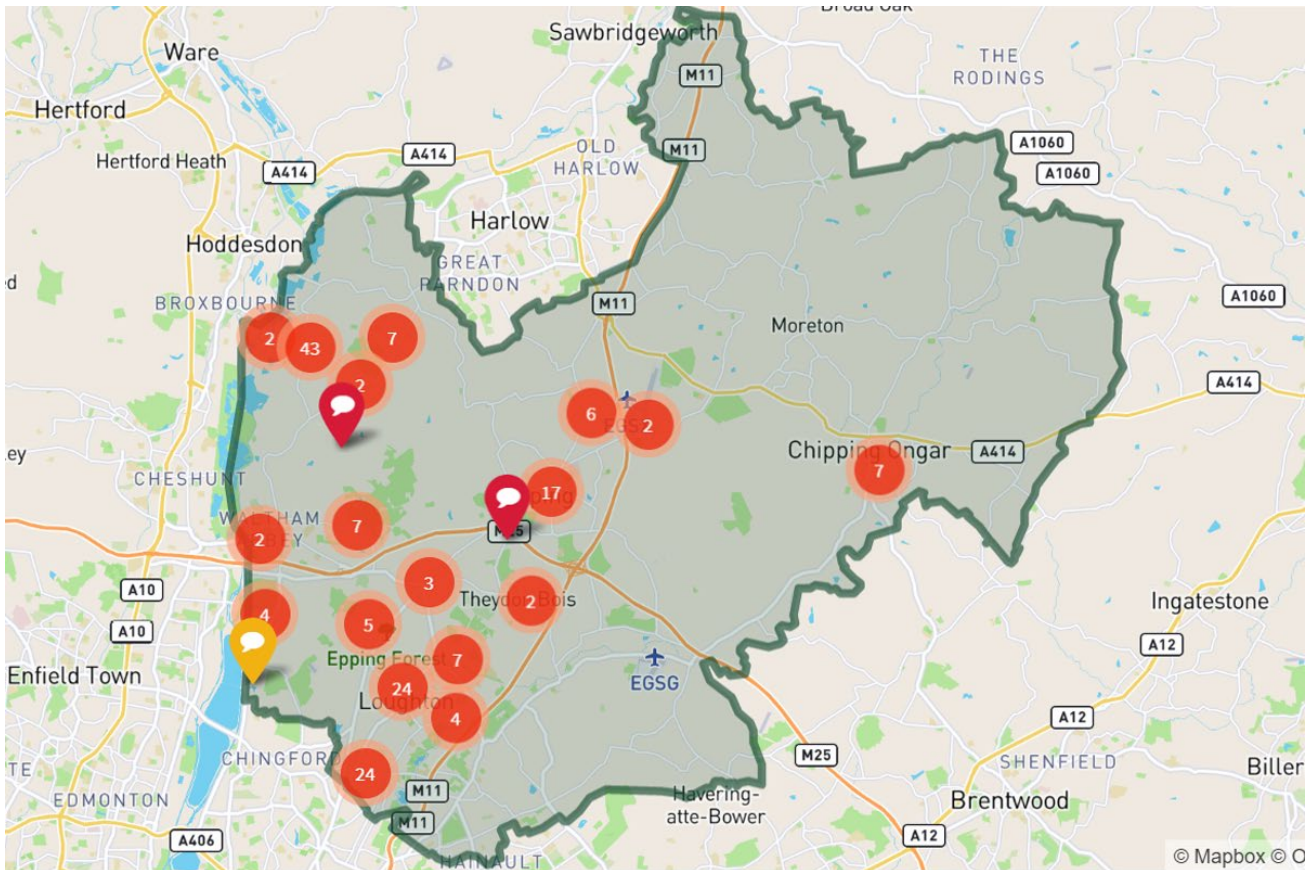
Looking forward to the next 12-24 months, would you support measures that seek to reallocate road and parking space for walking and cycling space more permanently?



## Comments across the District and actions

The comments so far have been focused in the west of the district, with a large number about Lower Nazeing, Loughton and Buckhurst Hill, amongst other areas West of the M11.

We will review comments to see what interventions the Council can propose to help create safer spaces with good active travel options. Some of the issues relating to speeding, cycle lanes, pavements, parking and any issues in Epping Forest itself should be reported directly to the relevant body. Details can be found at the end of this report.



Above: Commonplace heat map on 3 August 2020.

## How could we make it better?

When asked How could we make it better? The top 10 improvements were:

1. Slow down traffic 83
2. Reduce speed limit 67
3. Restrict vehicle access 38
4. More space for walking 34
5. Keep the pavement clear 29
6. Cut back foliage 27
7. More space for cycling 24
8. Restrict parking 23
9. Safer junction 23
10. Add crossings 22

## Actions

Some of the comments which are not primarily to do with social distancing should be reported direct to the relevant body to action. These include:

### Roads and pavements

For issues with roads and pavements such as blocked pavements, cycle lanes, safer junctions, traffic concerns, cut back foliage – report to Essex Highways - [Essex Highways tell us about road or highway issues](#).

### Parking

For issues with parking – report to NEPP - [North Essex Parking Partnership \(NEPP\) contact us](#).

### In Epping Forest

For issues with overgrown footpaths in Epping Forest – report to City of London - [City of London fault reporting](#).

### Everything else

All other issues can be reported to Epping Forest District Council - [Epping Forest District Council report a problem](#).